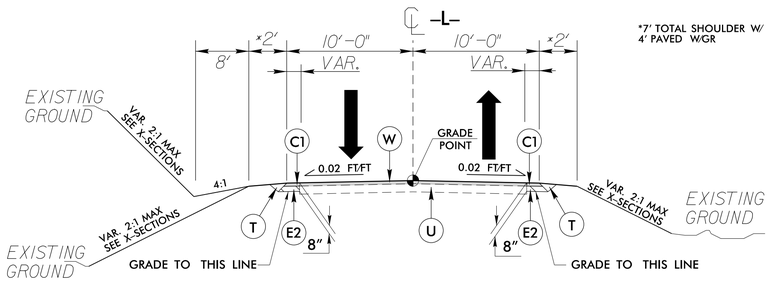
Docusign Envelope ID: 5BF735E6-A8BC-4C91-9AFC-37C5CA98E520

8/17/99

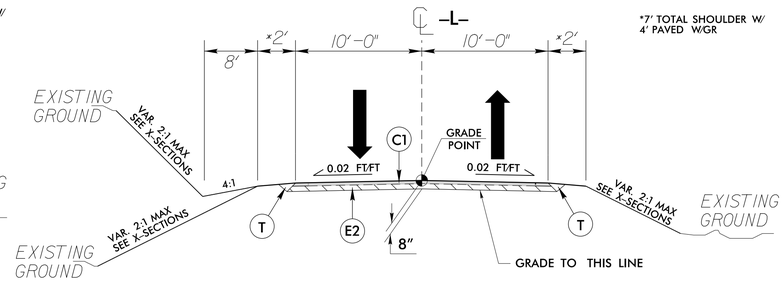
REVISIONS



*7′ TOTAL SHOULDER W/ 4′ PAVED W/GR

TYPICAL SECTION NO. 1

–L– STA. 10+00.00 TO STA. 11+06.00
–L– STA. 11+39.00 TO STA. 12+01.19
–L– STA. 14+30.00 TO STA. 16+05.00

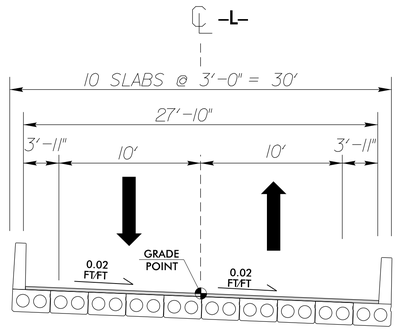


*7′ TOTAL SHOULDER W/ 4′ PAVED W/GR

TYPICAL SECTION NO. 2

(USE IN CONJUNCTION WITH DETAILS A & B)

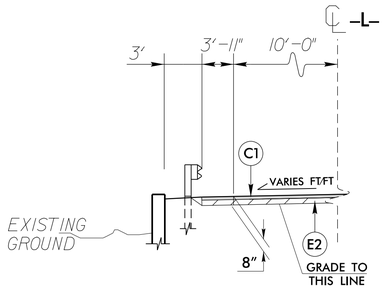
–L– STA. 11+06.00 TO STA. 11+39.00
–L– STA. 12+01.19 TO STA. 12+26.20 (BEGIN BRIDGE)
–L– STA. 12+93.80 (END BRIDGE) TO STA. 14+30.00



*ADDITIONAL SHOULDER WIDTH DUE TO SPREAD
*ASPHALT WEARING SURFACE (SEE STRUCTURES PLANS)

BRIDGE TYPICAL SECTION

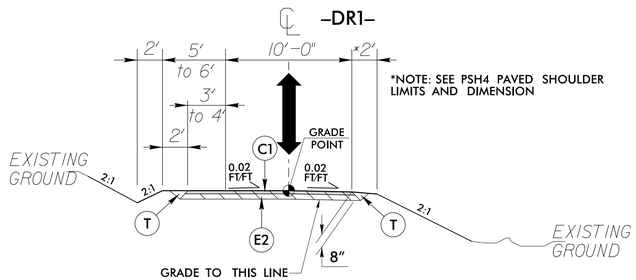
–L– STA. 12+26.20 TO STA. 12+93.80



DETAIL A

WING WALL EXTENSION

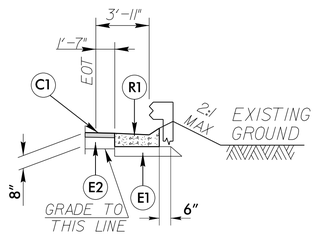
–L– STA. 12+05.00 TO 12+19.53 (RT)
–L– STA. 13+00.80 TO 13+20.19 (LT)



*NOTE: SEE PSH4 PAVED SHOULDER LIMITS AND DIMENSION

TYPICAL SECTION NO. 3

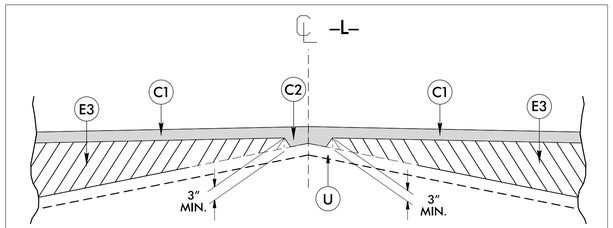
–DR1– STA. 10+10.00 TO STA. 12+03.27



DETAIL B

SHOULDER BERM GUTTER

–L– STA. 12+97.81 TO 13+15.00 (RT)



WEDGING DETAIL

PROJECT REFERENCE NO.	SHEET NO.
BP14-R010	2A-1
R/W SHEET NO.	

ROADWAY DESIGN ENGINEER
7/22/2024

NORTH CAROLINA PROFESSIONAL SEAL 043225 ENGINEER SEAN R MELVILLE

Sean Melville

DOCUMENT NOT CONSIDERED FINAL UNLESS ALL SIGNATURES COMPLETED

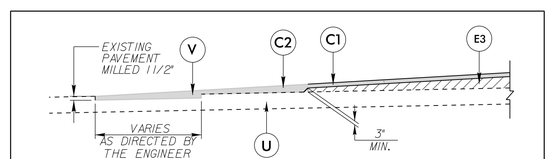
PLANS PREPARED BY:

WSP USA
434 FAYETTEVILLE STREET
SUITE 1500
RALEIGH, NC 27601
TEL: 1.919.836.4040
FAX: 1.919.836.4099
LICENSE NO. F-0165

FINAL PAVEMENT SCHEDULE

C1	PROP. APPROX. 3″ ASPHALT CONCRETE SURFACE COURSE, TYPE S9.5B, AT AN AVERAGE RATE OF 165 LBS. PER SQ. YD. IN EACH OF TWO LAYERS.
C2	PROP. VAR. DEPTH ASPHALT CONCRETE SURFACE COURSE, TYPE S9.5B, AT AN AVERAGE RATE OF 110 LBS. PER SQ. YD. PER 1″ DEPTH TO BE PLACED IN LAYERS NOT LESS THAN 1″ IN DEPTH OR GREATER THAN 1½″ IN DEPTH.
E1	PROP. APPROX. 4″ ASPHALT CONCRETE BASE COURSE, TYPE B25.0C, AT AN AVERAGE RATE OF 456 LBS. PER SQ. YD.
E2	PROP. APPROX. 5″ ASPHALT CONCRETE BASE COURSE, TYPE B25.0C, AT AN AVERAGE RATE OF 570 LBS. PER SQ. YD.
E3	PROP. VAR. DEPTH ASPHALT CONCRETE BASE COURSE, TYPE B25.0C, AT AN AVERAGE RATE OF 114 LBS. PER SQ. YD. PER 1″ DEPTH TO BE PLACED IN LAYERS NOT LESS THAN 3″ IN DEPTH OR GREATER THAN 5½″ IN DEPTH.
R1	SHOULDER BERM GUTTER
T	EARTH MATERIAL.
U	EXISTING PAVEMENT.
V	1½″ MILLING ASPHALT PAVEMENT
W	WEDGING (SEE DETAIL THIS SHEET).

NOTES:
1. ALL PAVEMENT SLOPES ARE 1:1 UNLESS OTHERWISE NOTED.



INCIDENTAL MILLING DETAIL FOR PROFILE CONNECTIONS

TYING PROPOSED PAVEMENTS TO EXISTING PAVEMENTS

27-JUN-2024 11:34
<Drawing File: 17BP.R168.210079_Rdy_typ.dgn>
WSP